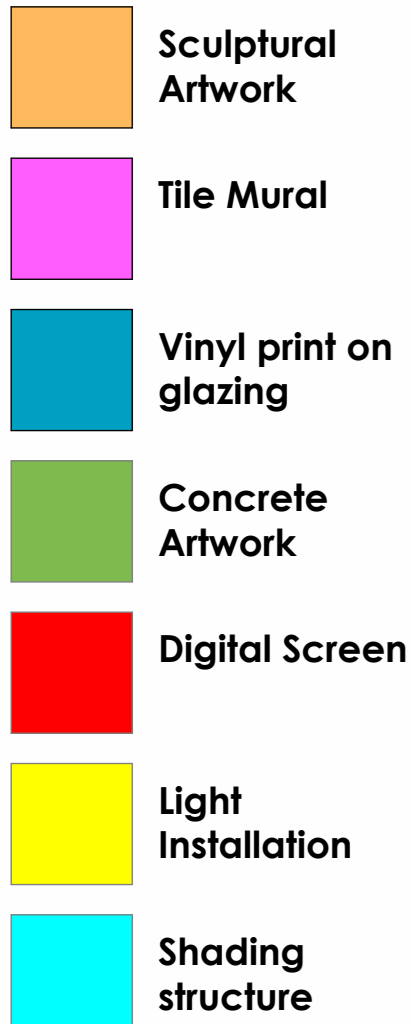


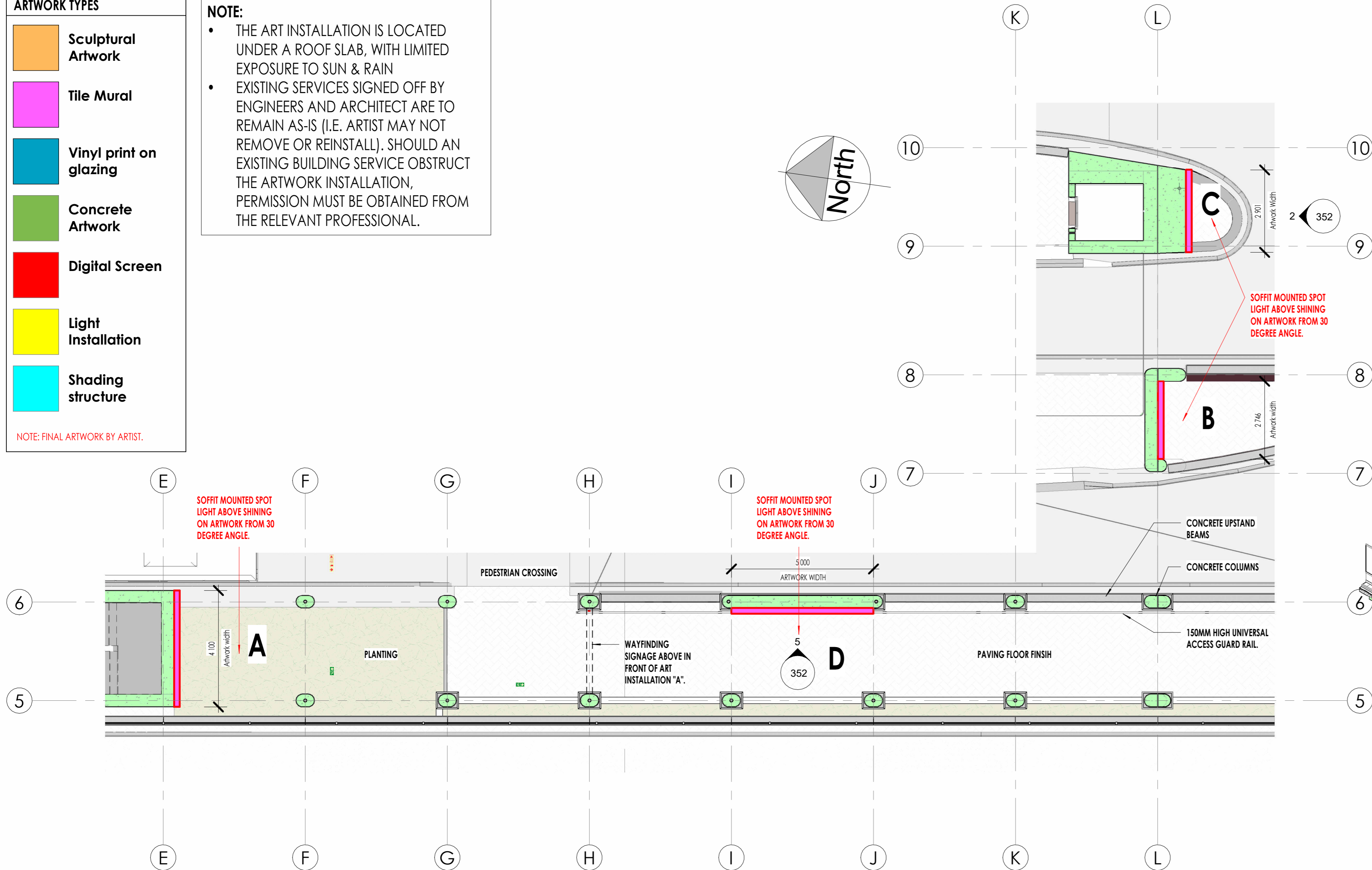
## ARTWORK TYPES



NOTE: FINAL ARTWORK BY ARTIST.

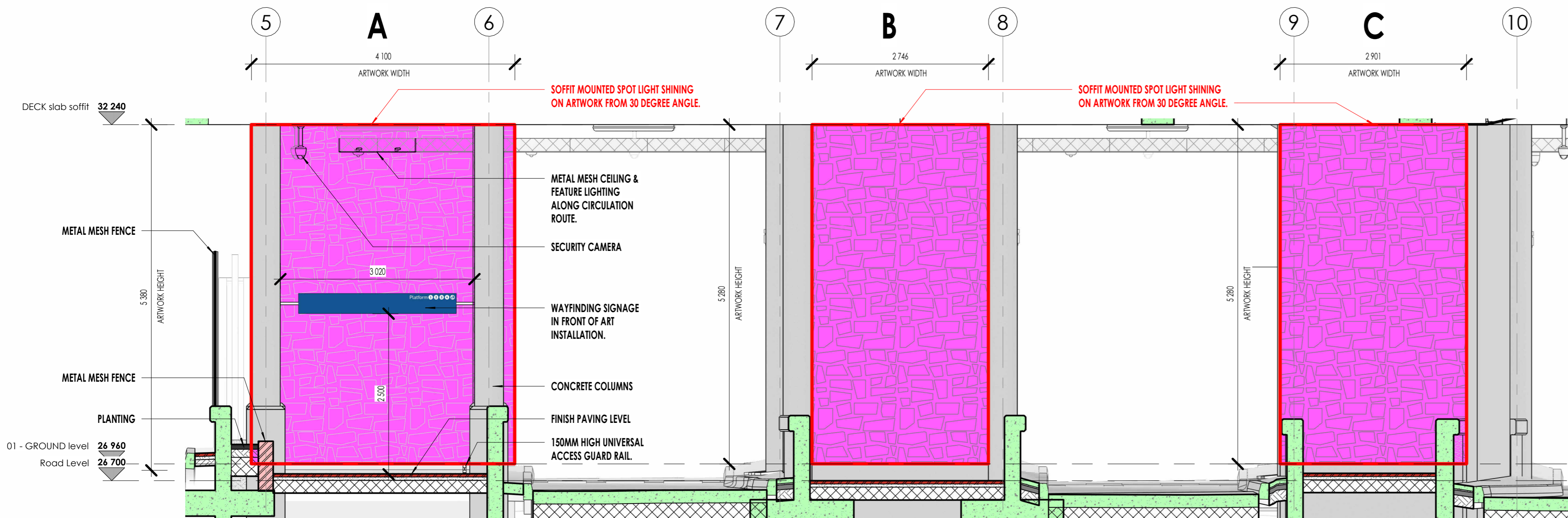
## NOTE:

- THE ART INSTALLATION IS LOCATED UNDER A ROOF SLAB, WITH LIMITED EXPOSURE TO SUN & RAIN
- EXISTING SERVICES SIGNED OFF BY ENGINEERS AND ARCHITECT ARE TO REMAIN AS-IS (I.E. ARTIST MAY NOT REMOVE OR REINSTALL). SHOULD AN EXISTING BUILDING SERVICE OBSTRUCT THE ARTWORK INSTALLATION, PERMISSION MUST BE OBTAINED FROM THE RELEVANT PROFESSIONAL.



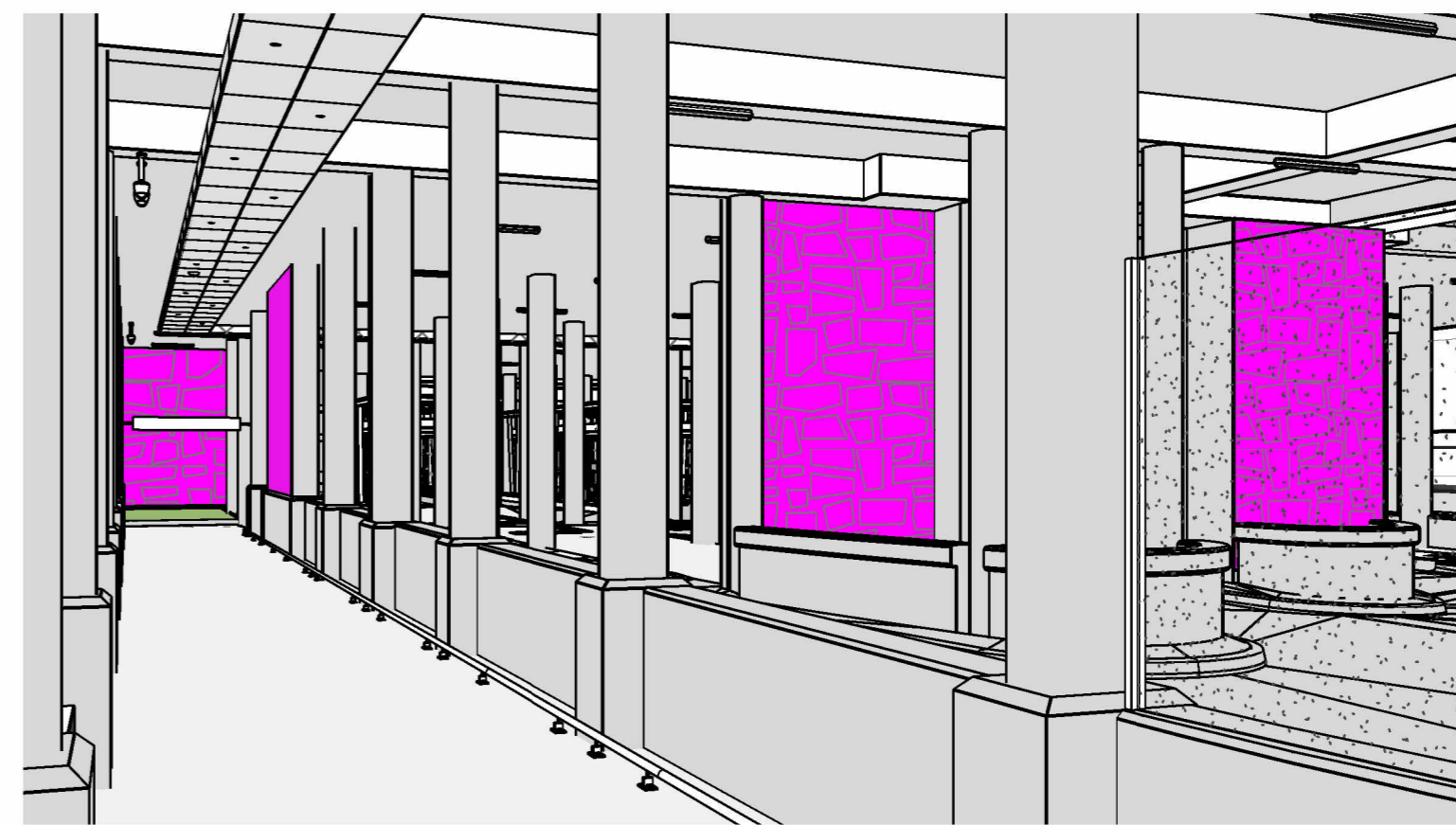
## 01 - GROUND LEVEL - Artwork Reference Plan - Artwork 2

Scale 1:100



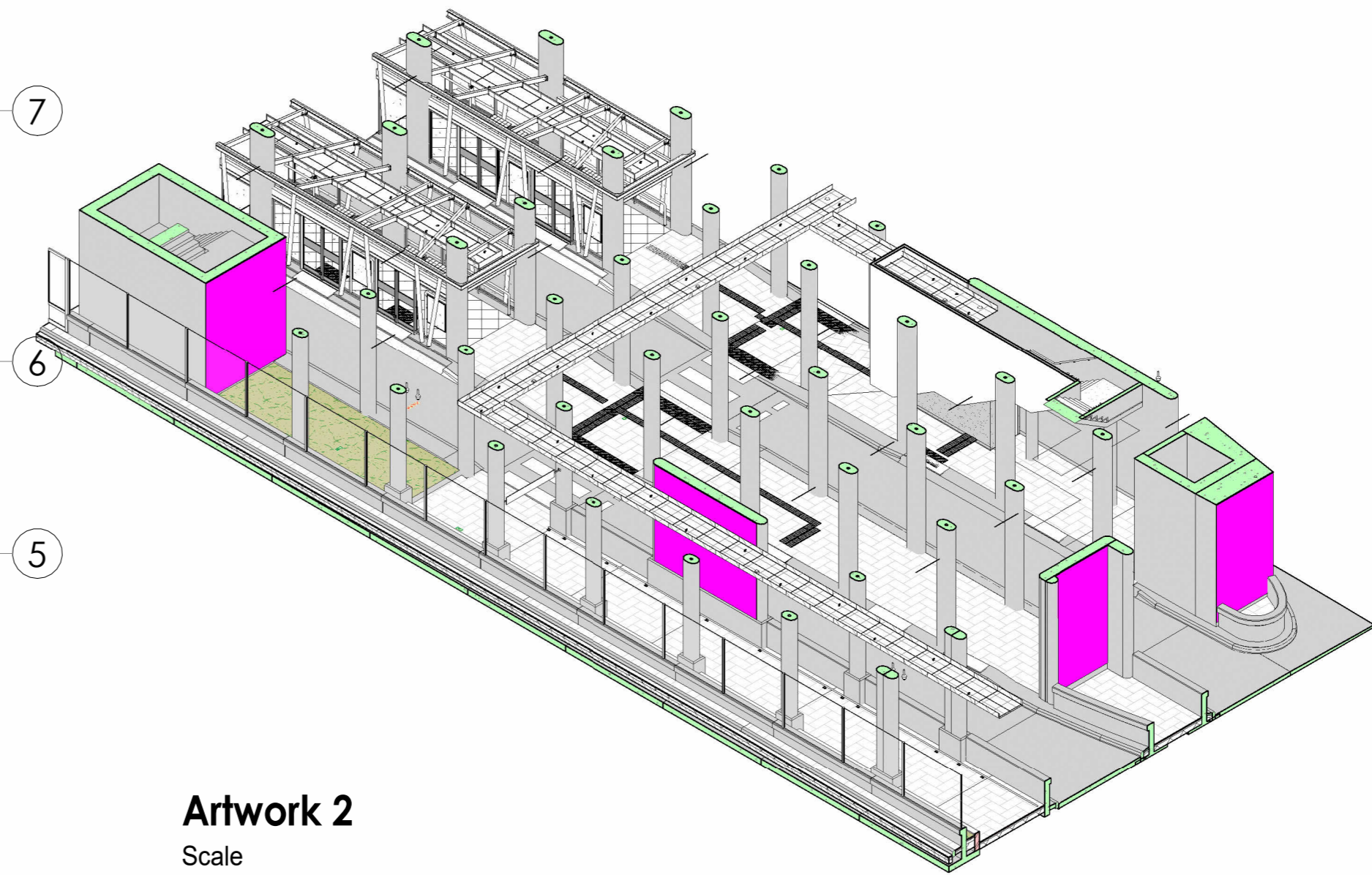
## Artwork 2 South Elevation

Scale 1:50



## 3D View Artwork 2

Scale



## Artwork 2

Scale

## GENERAL NOTES:

- The copyright of this drawing is the property of the City of Cape Town.
- All work is to be carried out strictly in accordance with the National Building Regulations and Municipal / Local Authority Regulations. Municipal requirements and those of other authorities must be adhered to.
- Only figured dimensions to be used, do not scale.
- The Architect accepts no responsibility for errors resulting from misinterpretation of the drawings.
- The contractor and sub-contractors are to check all relevant details, levels and dimensions on site and in the contract documents prior to commencement of work on site or manufacture of any components. Any queries or discrepancies are to be reported immediately to Architects, in writing.
- Setting out positions as per architects' drawings to be certified by a registered land surveyor prior to the commencement of any works.
- All dimensions are given in millimeters.
- Any materials, fittings, furnishings, etc., described under a trade name, catalogue number or reference are to be either exactly as described or are to be, in the Architects sole opinion, of equal quality and specification in all respects, as those described. The Architects' approval must be obtained in writing for departure from the original description before submission of tenders, or before manufacturing and/or building-in.
- All materials to be applied in accordance with respective manufacturers' directives and specifications.
- All Structural concrete work, reinforced brickwork, retaining walls and roof construction to be to the Structural Engineer's drawings or approval.
- Waterproofing - Waterproofing and sealing to be done by specialists in the field as approved by the manufacturer's of the material.
- The Architects require samples, mock-ups and specialists' feedback to be provided in order to ensure that the work is done to a standard to all parties' agreement, and to avoid any loss in time due to rectification of unsatisfactory documentation or work.

## REVISIONS

No.	Date	Description	By
1	2026.01.22	FOR INFORMATION	RG
2	2026.01.28	FOR INFORMATION	RG
3	2026.02.02	FOR INFORMATION	RG
4	2026.02.16	FOR INFORMATION	RG
A	2025.09.08	FOR INFORMATION	RG

Client:



Signature:

Date:

PROFESSIONAL SERVICES JV: Design &amp; Construction



Architects



MODENA BUILDING, LEVEL 5 BELLA ROSA VILLAGE  
BELLA ROSA STREET  
BELLVILLE 7530  
EMAIL: info@ebesa.co.za

PO BOX 3536  
TYGER VALLEY 7536  
TEL: 021 914 2340  
FAX: 021 914 2346  
WEB: www.ebesa.co.za

APPROVAL	
ARCHITECT: J. Stow 6692	DATE: 09/03/25
PROFESSIONAL ARCHITECT JACQUELINE STOW	

Client Name

## CITY OF CAPE TOWN

Project Name

IRT Ph2A MyCiti Stations:  
234C/2020/21  
Professional Services Contract

Project Address

ERF 180473,  
c/o Newry Street & Claremont Avenue,  
Claremont, Cape Town

DATE	09/03/25	Designer	DESIGNER
SCALE	As indicated	A0	Author
PAPER	A0	Checker	CHECKED

PRELIMINARY 5

STATION NUMBER &amp; NAME

01 - CLAREMONT

DRAWING NAME

## ARTWORK 2 - FOUR MURALS

JOB NUMBER

935-MSEC

DRAWING NUMBER

234C-01-AR- 352

REV. NO.

4